

*NC<sup>E</sup>*

*North Composites Engineering Ltd*

*Specialists in composite training,  
manufacture, processing and repair  
equipment supply.*

*High quality specialist consultancy  
service for your composite  
problems and challenges.*

*Composite Course Schedule 2018*

## *North Composites Engineering Specialists in Composite training, manufacture, processing and repair equipment supply.*


North Composites Engineering (NCE) incorporating Aeroskills International have been providing world class composites and metal to metal bonding training to the aircraft and general composite sector for over 30 years. Our courses have been developed in co-operation with educational establishments and industry organisations to provide up to date training in all composite sectors. Our customers are positioned globally and consist of most of the Tier 1 and aircraft maintenance companies along with Marine, Wind Turbine and the automotive sectors and include companies such as Rolls Royce, Safran, BAE, Solvay, GKN, Bombardier, KLM and British Airways.

Courses can be bespoke or can be accommodated in our scheduled program of training. We endeavour to promote and encourage best practice, knowledge transfer and development in advanced materials and technologies through the provision of quality training, consultancy and products to improve our customer's competitive edge. Our manufacturing experience and facility enable up to date techniques in a live situation to be tested, utilised and enhance our courses. All our trainers participate in our manufacturing activities.

Our training courses are designed to provide knowledge and build essential skills. All our courses combine theory and extensive practical experiences and are delivered in our dedicated training facility which is fully equipped with the latest ATEX extraction system.

Our professionally qualified teaching staff are all highly qualified and experienced engineers apply competitive composite design, repair and processing knowledge to our in-depth training programs. Our experience embraces knowledge transfer of specialist manufacture and repair of composites utilising carbon, glass, Kevlar and hybrid fabrics needed in the design, production, repair and testing of composite structures.

Our scheduled training in composite and advanced materials, repair, design and manufacture, are designed to provide knowledge and build essential skills. All our courses combine theory and extensive world class practical experiences that enable attendees to develop an understanding of why and how composite materials behave.



## **North Composites Engineering Composite Courses 2018**

### **Contents**

Composite Course Schedule 2018 .....	4
Safety Wear .....	5
Course Descriptions.....	6
Course Title: Introduction to Composites, Wet Layup and Pre-pregs .....	6
Course Title: Composite Repair Basics .....	7
Course Title: Composite Repair Advanced.....	8
Course Title: Manufacturing, Finishing and Assembling Composites .....	9
Course Title: Resin Infusion Theory and Practical .....	10
Course Title: Master and Working Tool Design and Manufacture .....	11
Course Title: Advanced Pre-Preg Laminating .....	12
Course Title: Advanced Pre-Preg Laminating 2 .....	13
Hotels and accommodation close to North Composites Engineering.....	16

## Composite Course Schedule 2018

Course Code	Title	Dates	Prices*
001	Introduction to Composites Wet Layup and Pre-Pregs.	22nd – 26th January 18 12th – 16th February 18 14th – 18th May 18 22nd - 26th October 18	£915.00
005	Composite Repair Methods	12 <sup>th</sup> – 16 <sup>th</sup> February 18 4th – 8th June 18 24th – 28th September 18	£915.00
006	Composite Repair Advanced	19th - 23rd February 18 15th - 19th October 18	£975.00
007	Manufacturing, Finishing and Assembling Composites	19th – 23rd March 18 19th – 23rd November 18	£975.00
008	Resin Infusion Theory and Practical	16th – 20th July 18 5th – 9th November 18	£915.00
010	Master and Working Tool Design and Manufacture	23rd – 27th July 18	£975.00
011	Advanced Pre-Preg laminating	26th Feb – 2nd March 18 21st – 25th May 18	£915.00
012	Advanced Pre-Preg laminating 2	11th – 15th June 18	£975.00
AC010	Composites for Engineers 1 Design, Test and Manufacture	23rd – 27th April 18	£985.00
AC011	Composites for Engineers 2 Structural Performance	6th – 10th August 18	£1020.00

\*All quoted prices are subject to VAT at the standard rate at the time of booking

### Bespoke Courses

Bespoke courses can be specifically tailored to your own requirements please call to discuss your needs; training can be arranged on a one to one basis or for company based groups. Bespoke courses are individually priced following discussion of requirements and include trainer related expenses.



## Safety Wear

- ⤴ All course fees are per delegate per course and include provision of materials, tools, protective clothing (excluding footwear) course hand outs and refreshments.
- ⤴ Delegates must wear full length trousers and closed leather shoes or safety footwear as appropriate to the course.
- ⤴ All courses incorporating a practical element require safety footwear.
- ⤴ Where a delegate does not have appropriate footwear or clothing they will not be able to fully engage in the course



Safety Footwear  
**Must** be worn

## Course Descriptions

**Course Title: Introduction to Composites, Wet Layup and Pre-pregs**

**Course Code: 001**

**Duration: 5 Days**

**Course structure: 30% theory, 70% practical**

**Who is it for:** This course is aimed at anyone who requires a sound understanding of the terms, concepts and practices involved in producing composite parts and to gain a practical understanding of wet layup and pre-preg manufacturing techniques along with the health and safety requirements associated with them. The course is suitable for technicians, designers, engineers, managers and sales staff.

---

## Course content

This course introduces the concepts, properties, structures and uses of advanced and composite materials now being used across a number of different industries. This is combined with practical sessions which show the different manufacturing approaches for wet layup and pre-preg layup at room and elevated temperatures; delegates produce simple forms with and without cellular thickening to aid their understanding of the different techniques. Safe handling and the risks involved in handling the materials involved in producing composites and damage prevention for completed parts along with the specific health and safety requirements needed are the backbone of this course.

### The course will cover:

- ▲ Health, safety and handling
- ▲ Composite terminology, materials structure, properties and performance characteristics
- ▲ Examining fibres, fabrics and drapes.
- ▲ Resin types, properties storage and disposal and rules of mixture
- ▲ Materials life, cure methods - cure, secondary cure and bonding
- ▲ Tooling requirements and bagging
- ▲ Manufacture methods
- ▲ Gel coat application
- ▲ Laminating
- ▲ Component surface finish and treatments effects
- ▲ Material selection parameters, component and tool
- ▲ Material and tool preparation
- ▲ Wet layup techniques, with and without vacuum bagging
- ▲ Vacuum bagging options
- ▲ Curing methods, temperature and pressure control
- ▲ Carbon and Glass Fibre pre-pregs
- ▲ De-moulding
- ▲ Causes, detection and effects of damage

**Course Title: Composite Repair Basics**

**Course Code: 005**

**Duration: 5 Days**

**Course structure: 30% Theory, 70% practical**

**Who is it for:** This course is aimed at repair technicians, supervisors, engineers, designers, and managers who need an understanding of the repair process.


---

## **Course content**

This introduction to composite repairs course focuses on the identification of failure methods and the practical application of implementing repairs using the correct method for the repair. Coverage includes repair preparation consideration of laminate orientation, lay-up and resin selection and application. This is presented along with the use of vacuum bagging, the need for extraction and the tooling requirements for effective repairs. Each delegate will get the opportunity to practice the techniques demonstrated on different repairs. The course will implement an appropriate repair regime linked to the correct usage of repair materials, processes and associated repair.

### **The course will cover:**

- ▲ Health, safety and handling
- ▲ Dust control and equipment use
- ▲ Repair equipment focused upon room cure and elevated heat using hot bonder, Inferred amps and special tooling requirements
- ▲ Preparing a part ready for damage method using various cure methods
- ▲ Damage events and assessment methods
- ▲ Repair processing equipment and materials
- ▲ Cosmetic and gel coat repairs
- ▲ Carrying out repairs to a multi layered laminate
- ▲ Carrying out repairs to laminate with a core structure
- ▲ Repair double sided repair with/without a core
- ▲ Introduction to repair options available and implement preparation of a more complex repair of a curved item
- ▲ Demonstration of NDT methods and simple testing of repairs



**Course Title: Composite Repair Advanced**

**Course Code: 006**

**Duration: 5 Days**

**Course structure: 30% Theory, 70% practical**

**Prior learning (Pre requisite): 005 Composite Repair Basics**

**Who is it for:** This course is aimed at repair technicians, supervisors, engineers, designers, and managers who need a comprehensive understanding of the repair process. The course builds upon the skills developed in the 005 Composite Repair Basics course.

---

## **Course content**

This largely practical course follows on from the Composite Repair Basics course, expanding the knowledge of failure methods including repairs to planar and curved surface, damage assessment and the practical application of applying advanced, and structural repairs and extends the concepts of repair testing by the introduction to Non Destructive Testing (NDT). The courses mix of theory and practical application focuses on a range of repair techniques using the readily available repair equipment and explores the need for and the use of specialist repair tools.

### **The course will cover:**

- ▲ Review health, safety and handling
- ▲ Repair equipment calibration and set-up for room and elevated repair processing
- ▲ Cosmetic repair of structural and non-structural components
- ▲ Repair of solid laminates with circular and non-circular damage forms
- ▲ Repair core panels with circular and non-circular damage form
- ▲ Material evaluations and options
- ▲ Scarf and stepped repairs
- ▲ Double sided repairs with different material types
- ▲ Failure methods
- ▲ Damage assessment
- ▲ Panning and application of advanced, extensive and structural repairs
- ▲ Use and application of Non Destructive Testing
- ▲ Introduction to resin infusion repair method



**Course Title: Manufacturing, Finishing and Assembling Composites**

**Course Code: 007**

**Duration: 5 Days**

**Course structure: 30% theory, 70% practical**

**Who is it for:** This course is aimed at technicians, engineers and supervisors who are involved or likely to become involved in the final manufacture, assembly and finishing of composite parts and those involved in the service and maintenance of such parts.

---

## **Course content**

This course considers the impact of machining, final finishing and the crucial importance of assembly using mechanical fasteners and adhesive bonded joints. Consideration is given to safe practices, preparation and failure due to poor joint design and fastener selection together with the impact these factors have on inspection, maintenance and replacement.

### **The course will cover:**

- ▲ Health, Safety and Handling
- ▲ Coolants and cooling methods
- ▲ Surface coatings and preparation
- ▲ Cutting and trimming
- ▲ Application and correct use of hand and power tools
- ▲ Component and tool, finishing and material options
- ▲ Tool forms: cutting angles, abrasive grades, material and coatings
- ▲ Material property affects resulting from local cutting heat and removal rates
- ▲ Part holding methods during machining and sub-processing options to avoid breakthrough and/or delamination
- ▲ Feeds, speeds and tooling options to achieve surface finish requirements on metallic and non-metallic tools
- ▲ De-burring and trimming options
- ▲ Defects due to machining
- ▲ Polishing and protection
- ▲ Fastener styles and performance: implementation with combinations of material types
- ▲ Installing and changing fasteners to solid and cellular systems
- ▲ Fasteners failure, defects and repair
- ▲ Bonded structural formation and integration

**Course Title: Resin Infusion Theory and Practical**

**Course Code: 008**

**Duration: 5 Days**

**Course structure: 25% theory, 75% practical**

**Who is it for:** Designed to support engineers, designers, researcher, lead technicians and technicians involved in development, tool design or component manufacture using resin infusion techniques.

---

## **Course content**

This resin infusion course is designed to cover the requirements of the National Occupational Standards for Resin Infusion (SEMTA and COGENT), using the latest resin infusion production techniques. Each delegate will produce composite mouldings, incorporating a variety of features and using a range of techniques and processes to include laminates and sandwich structures using different resin, fibre and core materials.

### **The course will cover:**

- ▲ Health, Safety and Handling
- ▲ Development of vacuum moulding techniques
- ▲ Material selection, storage and life
- ▲ Resins, hardener and accelerant options
- ▲ Tooling configuration
- ▲ Tool preparation
- ▲ Gel coat selection and application
- ▲ Feeder and vacuum systems
- ▲ Resin / fibre calculations
- ▲ Infusion flow: effects of temperature, viscosity and permeability on flow rates, flow rate calculations
- ▲ Bagging and auxiliary equipment selection
- ▲ Open, closed and intensified moulds
- ▲ Curing cycles and faults caused by incorrect cycles
- ▲ Break out
- ▲ Defects causes and solutions
- ▲ Problems associated with Resin Infusion
- ▲ Light RTM advantages disadvantages and process implications
- ▲ Manufacturing defect avoidance in Light RTM

**Course Title: Master and Working Tool Design and Manufacture**

**Course Code: 010**

**Duration: 5 Days**

**Course structure: 25% theory, 75% practical**

**Who is it for:** Designed to support engineers, designers, researcher, lead technicians and technicians involved in the development of tooling for composite component manufacture.


---

## **Course content**

The course develops a wide ranging, understanding of the development and application of current and novel techniques in the production of composite tooling. Delegates will have the opportunity to produce a range of master and working mould tools with complex geometry which incorporate the use of templates and the correct finishing producing a quality self-supporting mould tool. They will have the opportunity to discover the common tool making problems and defects and how to overcome these by design and modification.

### **The course will cover:**

- ▲ Health, safety and handling
- ▲ Composite materials and properties
- ▲ Composite manufacturing – planning
- ▲ Master tool design, material selection and construction
- ▲ Use of traditional, novel, CNC and vac forming to produce master tools
- ▲ Creation of a master tool from an existing component
- ▲ Making a master tool
- ▲ Working tooling design and material selection
- ▲ Making working tools using different materials and cure temperature from a master tool
- ▲ Use of closed tooling, intensifiers and vacuum bagging techniques
- ▲ Curing and tool repair methods
- ▲ Use of tooling to form a two part assembly
- ▲ Introduction to resin infusion tooling
- ▲ Inspection
- ▲ Identifying and rectifying defects
- ▲ Master and working tool storage and management



**Course Title: Advanced Pre-Preg Laminating**

**Course Code: 011**

**Duration: 5 Days**

**Course structure: 30% theory, 70% practical**

**Prior learning (Pre requisite): 001 Introduction to Composites and Wet layup**

**Who is it for:** The progression course is aimed at technicians, manufacturers or engineers who need a comprehensive understanding of current and progressive manufacturing processes. They will already have either attended 001 Introduction to Composites or have significant prior knowledge and experience of working with pre prep materials.

---

## **Course content**

This ever changing course is designed to reflect the correct use of modern pre-preg laminating production techniques, incorporating up to date manufacturing and processing methods. Starting from a base of well-established techniques and practices using co-bonding, co-cure and multi part component assembly, this course explores in detail the use of the latest manufacturing technologies and fabric architectures to develop an understanding and competence in the use of state of the art laminating techniques. Combining manufacturing know how including reusable bagging, inflatable consolidators, intensifier forms, bladders, elastic consolidators and form stiffeners, the course is reflective of the advancing changes and industrial practices needed to keep ahead of competition.

Delegates will have the opportunity to produce a range of composite using a variety of material architectures and manufacturing techniques.

## **The course will cover:**

- ▲ Review health, safety and handling
- ▲ Storage and shelf life of materials
- ▲ Techniques and equipment requirements and the drivers for change
- ▲ Use of a working tool in the manufacture of a two part cellular component with varying curing temperatures and multiple curing stages
- ▲ Utilisation of inserts and multi-staged curing on caul and complex components
- ▲ Use of an internal intensifiers in the manufacture of thin walled component
- ▲ Use of vacuum forming techniques and heat sources in component manufacturing
- ▲ Consideration of the impact of current tooling design on the selection of processing and material component options
- ▲ Out of autoclave manufacturing



**Course Title: Advanced Pre-Preg Laminating 2**

**Course Code: 012**

**Duration: 5 Days**

**Course structure: 20% theory, 80% practical**

**Prior learning (Pre requisite): 001 Introduction to Composites and Wet layup and 011 Advanced Pre-Preg Laminating.**

**Who is it for:** The progression course is aimed at technicians, manufacturers or engineers who need a comprehensive understanding of current and progressive manufacturing processes. The course will allow the delegate to develop an in-depth understanding of laminating opportunities and issues for effective product application.

---

## **Course content**

This ever changing course is designed to reflect the correct use of modern pre-preg laminating production techniques, incorporating up to date manufacturing and processing methods. Expanding on the knowledge developed in the Advanced Pre-Preg Laminating course this course develops the requirements for bonding and mechanical fastening, issues associated with complex shapes and the latest rapid cure pre-preg systems. This course introduces state of knowledge processes for the creation of composites.


Delegates will have the opportunity to produce a range of composite using a variety of material architectures and manufacturing techniques.

## **The course will cover:**

- ▲ Review of Health and Safety issues, resins and prepregs.
- ▲ Review of bonding and attachments.
- ▲ Review of moulding methods male, female moulds, tooling effects, undercuts.
- ▲ Review and application of release systems against pre-preg application. Review of the effects of process failure upon product consistency and quality upon flat and curved products.
- ▲ Optimisation of current state of knowledge mould release systems for various mould and resin systems with consideration against manufactures recommendations.
- ▲ Use of foam and honeycomb as spacer layers in flat and curved components with flat and chamfered edges; consideration of corner intensification, formation and joining considerations to avoid bridging affects. Cured by oven, PLC and inferred heat application.
- ▲ Bonding and laminating composites with integral attachment points.
- ▲ Co-cure and Co-bonding approaches to part production.
- ▲ The optimisation of fabric architecture in complex lamination forms.
- ▲ Utilisation of intensifiers for intricate forms in prototype production.
- ▲ Use of open, closed and mould return linked to effect upon bonding and surface finish.
- ▲ Formalisation of pre-preg systems and their application reason for low to high temperature lamination systems.

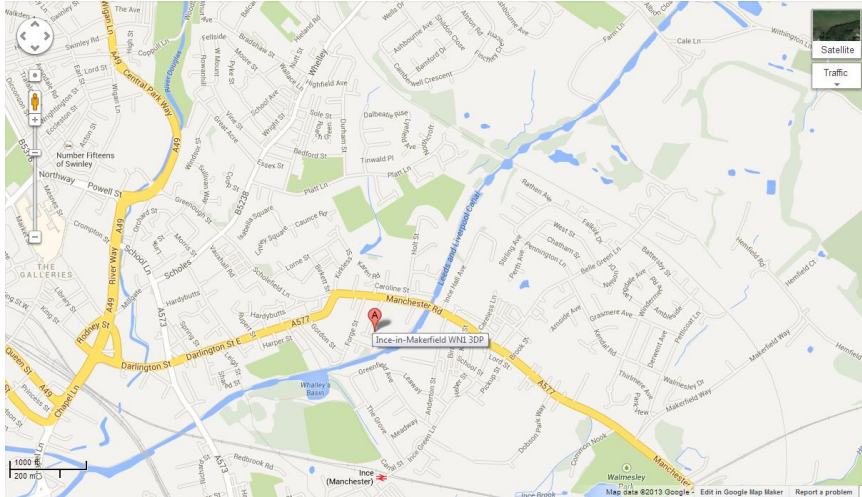


- ⤴ The creation and application of vacuum forming systems in lamination techniques linked to 3D printing opportunities compared to CNC methods.
- ⤴ The effect of vacuum and heat application during the cure process on defect formation, the effectiveness of vacuum seal technologies.
- ⤴ The use of different resin systems and application of purpose formulated rapid cure pre-impregnated system.
- ⤴ The creation and application of vacuum intensifiers for internal and external application
- ⤴ Introduction to mould making, membrane manufacture and rapid prototyping.



## Location and contact details

We are located within 1 mile of Wigan town centre and 22 miles from central Manchester.



### By Car

We are located close to the main M6 motorway for north and south bound carriageways. From Manchester we are off the M61 at junction 5. Follow signs for Wigan when leaving the motorways.

North Composites Engineering Ltd  
Unit 8 Rosebridge Court  
Rosebridge Way  
Ince  
Wigan

### Sat Nav location

WN1 3DP

### Rail Link

We are easily accessed by rail link with Wigan North Western and Wigan Wallgate stations are only 1.8 miles away and Ince rail station is 0.7 of a mile away all have links to Manchester Piccadilly Station.

### Contact Details

For further details of our other courses and service or to reserve a place please contact us on:

**Phone:** +44(0)1942 665292

**Email:** [info@northcompositesengineering.co.uk](mailto:info@northcompositesengineering.co.uk)

**Or via our web page:** [www.northcompositesengineering.co.uk](http://www.northcompositesengineering.co.uk)

## Hotels and accommodation close to North Composites Engineering.

### **Wigan Oak Hotel (Mercury Hotel)**

Orchard Street  
WIGAN  
WN1 3SS  
Contacts  
Tel : (+44)1942 826888  
Fax : (+44)1942825800  
EMail : H8200@accor.com

3 star hotel located close to the centre of Wigan, approx. 0.8 mile from NCE.

### **Premier Inn Wigan Town Centre**

Harrogate Street,  
Wigan, WN1 1BL  
Contacts  
T: 0871 527 9502  
F: 0871 527 9503

Part of the premier inn group, approx. 2.4 miles to NCE

### **Premier Inn Wigan**

Warrington Road,  
Marus Bridge,  
Wigan,  
WN3 6XB  
Contacts  
Tel: 0871 527 9164  
Fax: 0871 527 9165

Part of the premier inn group, approx. 3.1 miles to NCE.

<http://www.premierinn.com>

### **Macdonald Kilhey Court**

Chorley Road,  
Standish  
Wigan  
WN1 2XN  
Contacts  
Tel: 0844 879 9045  
International: (+44) 1257 472100

4 star hotel located just outside Wigan, approx. 6.7 miles to NCE

<http://www.macdonaldhotels.co.uk/our-hotels/macdonald-kilhey-court/>